

PRODUCT DATASHEET

LED WORKLIGHT S-STAND 30 W/4000 K

WORKLIGHTS S-STAND | Flexible, portable worklight



Areas of application

- Renovation
- Garages
- Basement
- Workshops

Product benefits

- Optimized weight and size due to compact design
- Energy savings of up to 80% compared to halogen lamp worklights
- Semi-frosted, tempered glass cover for uniform illumination

Product features

- Worklight with swiveling head
- Type of protection, luminaire head and housing: IP65, Type of protection, plug: IP44
- Quick-release fastener for adjustment of luminaire head angle
- 2 m cable with type E/F plug



TECHNICAL DATA

Electrical data

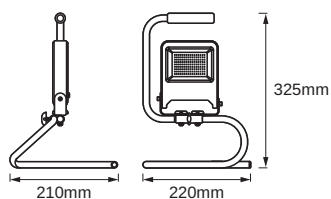
| | |
|------------------------|-------------------------------|
| Nominal wattage | 30.00 W |
| Nominal voltage | 220...240 V |
| Mains frequency | 50...60 Hz |
| Nominal current | 145 mA |
| Power factor λ | > 0,90 |
| Protection class | I |
| Operating mode | Electronic control gear (ECG) |

Photometrical data

| | |
|--------------------------------------|--------------------|
| Luminous flux | 2700 lm |
| Luminous efficacy | 90 lm/W |
| Color temperature | 4000 K |
| Light color (designation) | Cool White |
| Color rendering index Ra | ≥ 80 |
| Standard deviation of color matching | 6 sdc _m |
| Beam angle | 120 ° |

Dimensions & Weight

| | |
|----------------|-----------|
| Length | 210.00 mm |
| Width | 220.00 mm |
| Height | 325.00 mm |
| Product weight | 1290.00 g |



Materials & Colors

| | |
|---------------|-----------|
| Product color | Dark gray |
| Housing color | Dark gray |

| | |
|---------------------------------|----------------|
| Body material | Aluminum Steel |
| Cover material | Glass |
| Light emitting surface material | Glass |
| Mercury content | 0.0 mg |

Application & Mounting

| | |
|--|------------------------------|
| Ambient temperature range | -20...+45 °C |
| Temperature range at storage | -30...+70 °C |
| Type of connection | Protective contact Plug type |
| Type of protection | IP65 ¹⁾ |
| Protection class IK (shock resistance) | IK06 |
| Dimmable | No |
| Mounting type | Standing |
| Mounting location | Floor |
| Adjustable | Yes |
| LED module replaceable | Not replaceable |

¹⁾ Luminaire head and housing IP65, plug IP44

Lifespan

| | |
|----------------------------|---------|
| Lifespan L70/B50 at 25 °C | 30000 h |
| Number of switching cycles | 100000 |



Certificates & Standards

| | |
|-----------|-------------------------|
| Standards | CE / EAC / REACH / ROHS |
|-----------|-------------------------|

EQUIPMENT / ACCESSORIES

- Complete mounting and connecting accessories included

DOWNLOAD DATA

| DOWNLOAD DATA | |
|---|---|
|  | User instruction LED WORKLIGHT S-STAND |
|  | Tender documents Tender Text 4058075213852 |

DOWNLOAD DATA



Declarations of conformity
CE Declaration LED Worklight

LOGISTICAL DATA

| Product code | Packaging unit (Pieces/Unit) | Dimensions (length x width x height) | Gross weight | Volume |
|---------------|------------------------------|--------------------------------------|--------------|-----------------------|
| 4058075213852 | Folding box 1 | 77 mm x 237 mm x 283 mm | 1381.00 g | 5.16 dm ³ |
| 4058075213869 | Shipping box 10 | 485 mm x 395 mm x 300 mm | 14304.00 g | 57.47 dm ³ |

The mentioned product code describes the smallest quantity unit which can be ordered. One shipping unit can contain one or more single products. When placing an order, for the quantity please enter single or multiples of a shipping unit.

DISCLAIMER

Subject to change without notice. Errors and omission excepted. Always make sure to use the most recent release.