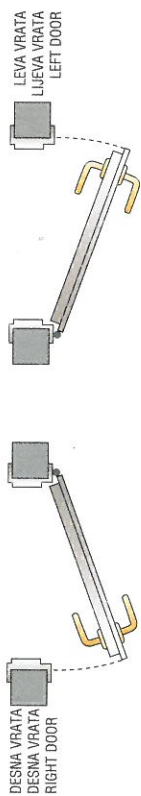
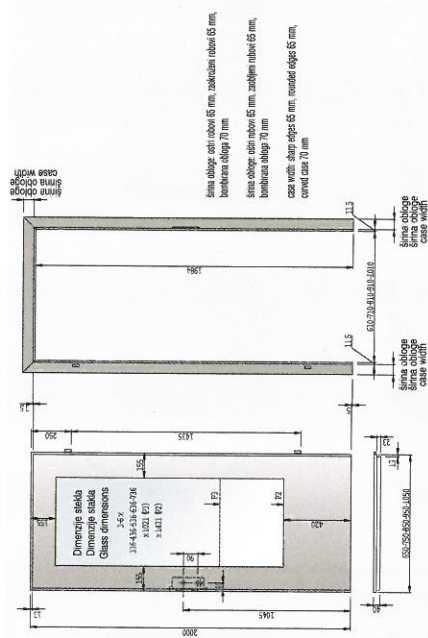


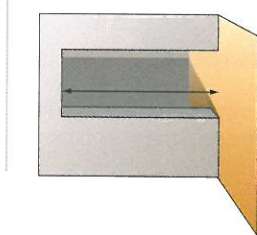
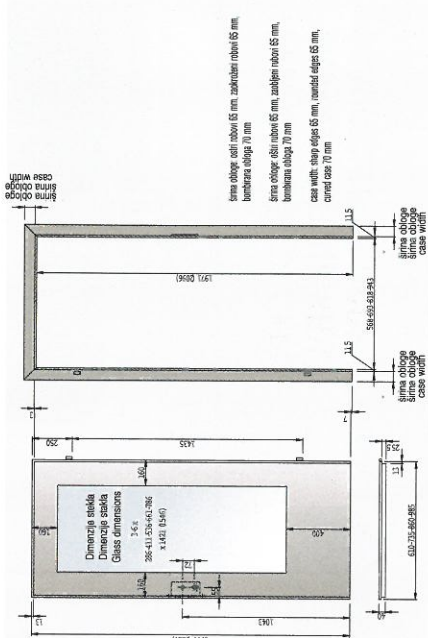
# TEHNIČNA NAVODILA / TEHNIČKE UPUTE / TECHNICAL INSTRUCTION



SIST

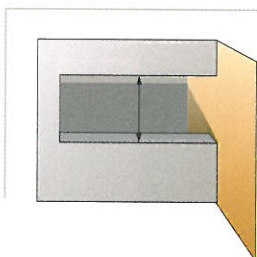


DIN



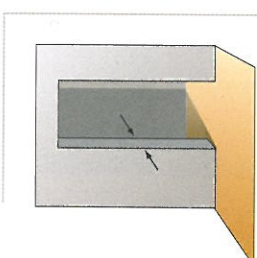
Višina krila Door leaf height	Višina zidne ograde Wall aperture height
2000	2020 - 5/+15
2100	2120 - 5/+15

Višina krila Door leaf height	Višina zidne ograde Wall aperture height
1985	2005 - 5/+15
2110	2130 - 5/+15



Sirina krila Door leaf width	Sirina zidne ograde Wall aperture width
650	680 - 5/+20
750	780 - 5/+20
850	880 - 5/+20
950	980 - 5/+20
1050	1080 - 5/+20

Sirina krila Door leaf width	Sirina zidne ograde Wall aperture width
610	635 - 0/+25
735	760 - 0/+25
860	885 - 0/+25
985	1010 - 0/+25



Debljina zidu Dubina zidu Wall thickness
80 - 0/+5
100 - 10/+15
120 - 12/+15
150 - 15/+15
175 - 17.5/+15
200 - 20/+15
230 - 23/+15
280 - 28/+15
330 - 33/+15

Debljina zidu Dubina zidu Wall thickness
80 - 0/+5
100 - 10/+15
125 - 12.5/+15
145 - 14.5/+15
165 - 16.5/+15
205 - 20.5/+15
270 - 27/+15
330 - 33/+15

SIST

DIN

Vse mere so v mm!  
Sve mjere su u mm!  
All dimensions in mm!